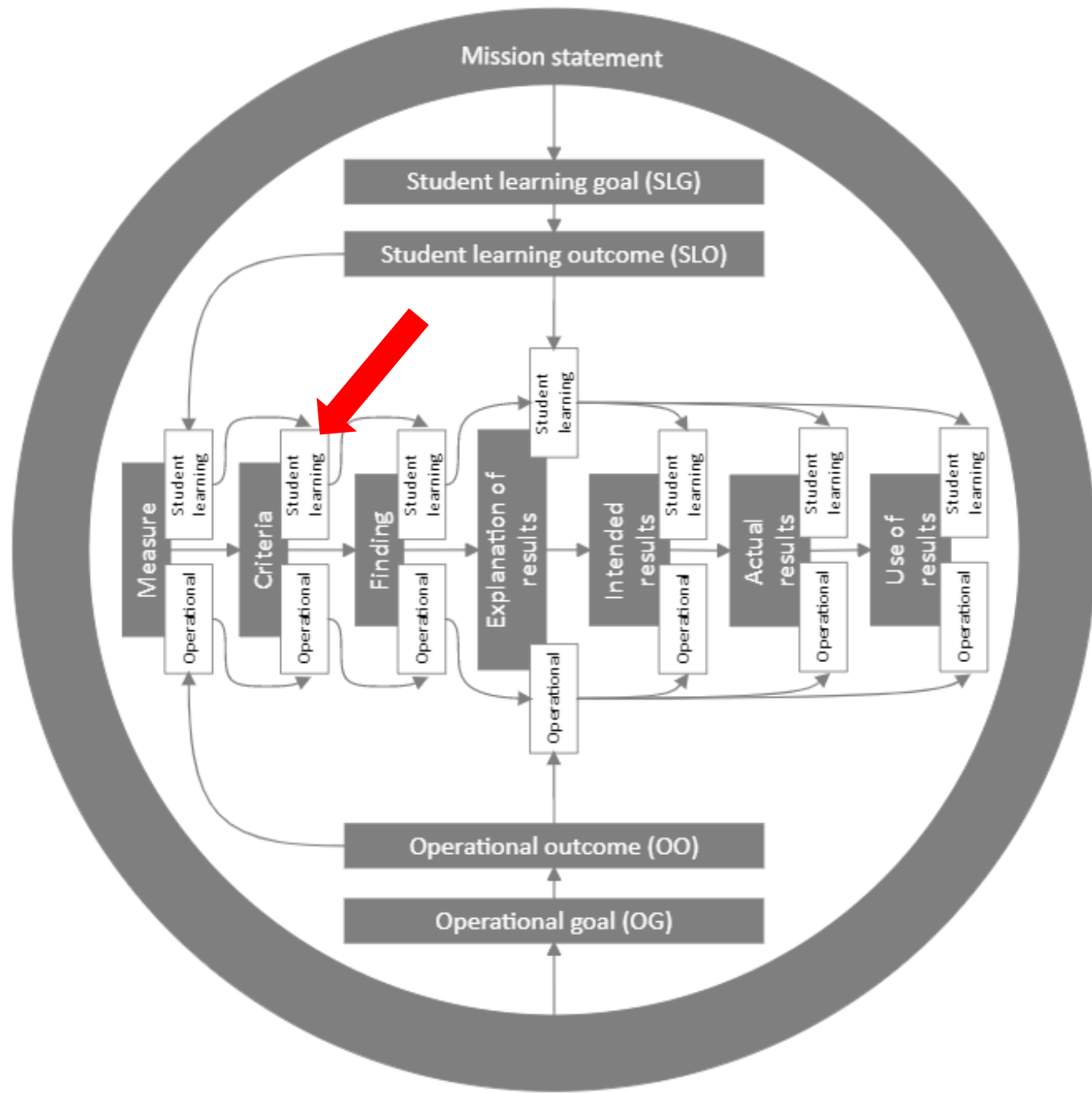
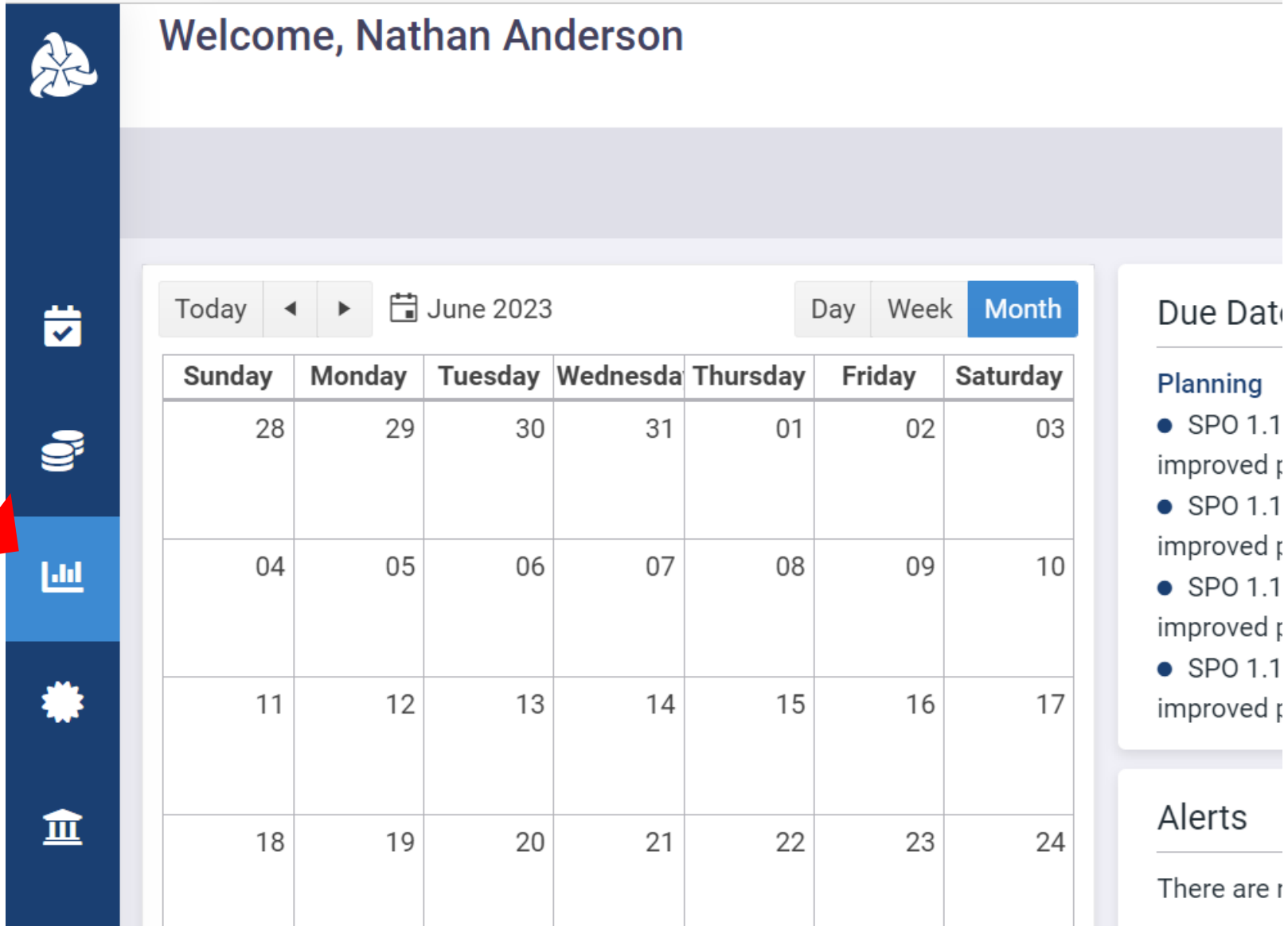


# Enter a Set of Criteria





Click the Assessment icon in the left sidebar



The screenshot shows a dashboard interface. On the left is a dark blue sidebar with several icons: a circular refresh icon, a calendar icon, a stack of coins icon, a bar chart icon (highlighted in a lighter blue), a gear icon, and a classical building icon. A large red arrow points from the left towards the bar chart icon. The main content area has a header that says "Welcome, Nathan Anderson". Below the header is a calendar for June 2023, showing days from Sunday to Saturday with dates 28 through 24. To the right of the calendar is a "Due Date" section with a "Planning" sub-section containing a list of items, each starting with "SPO 1.1 improved p". Below that is an "Alerts" section with the text "There are r".

Today ◀ ▶ 📅 June 2023 Day Week **Month**

Sunday	Monday	Tuesday	Wednesday	Thursday	Friday	Saturday
28	29	30	31	01	02	03
04	05	06	07	08	09	10
11	12	13	14	15	16	17
18	19	20	21	22	23	24

**Due Date**

**Planning**

- SPO 1.1 improved p
- SPO 1.1 improved p
- SPO 1.1 improved p
- SPO 1.1 improved p

**Alerts**

There are r



Click the desired program name in the expanded sidebar

**Assessment**

- Assessment Data Entry
- Program Assessment Map
- Copy Assessment Data
- Publish Reviews

**Favorites**

Programs

Search

All  Manage

Member

- MiSU - EXAMPLE - BS Disciplined... ☆
- ▶ MiSU - EXAMPLE - Fit For College ☆
- ▶ MiSU Academic Advising ☆
- MiSU Access Services ☆
- ▶ MiSU Annual Honor Dance & Pow... ☆
- ▶ MiSU Annual Native American Cul... ☆

Day Week **Month**

Wednesday	Thursday	Friday	Saturday
31	01	02	03
07	08	09	10
14	15	16	17
21	22	23	24
28	29	30	01

**Due Date**

**Planning**

- SPO 1.1 persistence
- SPO 1.1 persistence
- SPO 1.1 persistence
- SPO 1.1 persistence

**Alerts**

There are r



Select the desired year from the planning year dropdown menu in the upper right corner

The screenshot displays a web application interface for 'Program Details'. The page title is 'MiSU - EXAMPLE - BS Disciplined Inquiry'. A navigation bar at the top contains tabs for 'INFO', 'GOALS', 'OUTCOMES', 'REVIEWS', 'ATTACHMENTS', and 'HISTORY'. In the upper right corner, there is a planning year dropdown menu currently set to '2022-2023 (Current)'. A large red arrow points to this dropdown menu. Below the navigation bar, the main content area shows the program name 'MiSU - EXAMPLE - BS Disciplined Inquiry' and details for the 'Program Manager' (Anderson, Nathan) and 'Program Description' (Mission Statement). The mission statement reads: 'The mission of the BS Disciplined Inquiry program is to prepare graduates to lead assessment, evaluation, and research initiatives in their chosen career field by providing a relevant, high-quality course of study in broadly applicable inquiry methods to undergraduate students.'



Click the Outcomes tab

**< Program Details**

MiSU - EXAMPLE - BS Disciplined Inquiry

2022-2023 (Current) 🔍 🔔 👤 NA

**INFO** GOALS **OUTCOMES** REVIEWS ATTACHMENTS HISTORY

MiSU - EXAMPLE - BS Disciplined Inquiry 🏠

**Program Manager**  
Anderson, Nathan

**Program Description**

**Mission Statement**  
The mission of the BS Disciplined Inquiry program is to prepare graduates to lead assessment, evaluation, and research initiatives in their chosen career field by providing a relevant, high-quality course of study in broadly applicable inquiry methods to undergraduate students.

**Program Members**  
There is no record to display.



Hover over the MiSU Student Learning Outcomes outcome type. Click the blue arrow that appears on the right to open the Program Outcomes pane.

**Program Details**

MiSU - EXAMPLE - BS Disciplined Inquiry

2022-2023 (Current)

INFO GOALS **OUTCOMES** REVIEWS ATTACHMENTS HISTORY

**Outcome Types**

- MiSU Student Learning Outcomes

Target:	Actual:	Difference:
N/A	N/A	N/A

A red arrow points to a blue arrow icon on the right side of the table row.

Hover over the desired SLO. Click the blue arrow that appears on the right to open the Measures pane.

The screenshot shows a web interface for 'Program Details' for 'MISU - EXAMPLE - BS Disciplined Inquiry'. The interface includes a navigation bar with tabs for 'INFO', 'GOALS', 'OUTCOMES', 'REVIEWS', 'ATTACHMENTS', and 'HISTORY'. The 'OUTCOMES' tab is active. The main content area is divided into two panels: 'Outcome Types' and 'Program Outcomes'.

**Outcome Types**

- MISU Student Learning Outcomes

Target:	Actual:	Difference:
N/A	N/A	N/A

**Program Outcomes**

- SLO 3.1 - Students will develop a plan for collecting quantitative data

Outcome Status:	Target:	Actual:	Difference:
Planning Stage	N/A	N/A	N/A

A red arrow points to a blue arrow icon on the right side of the table row for 'SLO 3.1 - Students will develop a plan for collecting quantitative data'.



Hover over the desired Measure. Click the blue arrow that appears on the right to open the Criteria pane.

**< Program Details**

MiSU - EXAMPLE - BS Disciplined Inquiry

2022-2023 (Current) 🔍 🔔 👤 NA

INFO GOALS **OUTCOMES** REVIEWS ATTACHMENTS HISTORY

★ ⬇️ ⋮

### Outcome Types

- MiSU Student Learning Outcomes

Target:	Actual:	Difference:
N/A	N/A	N/A

### Program Outcomes

- SLO 3.1 - Students will develop a plan for collectin...

Outcome	Target:	Actual:	Difference:
Status: Planning Stage	N/A	N/A	N/A

### Measures +

- 3.1.1 - Disciplined Inquiry Capstone Project Rubric...

Students write a capstone paper for INQ 490 as a culminating project toward the conclusion of the BS Disciplined Inquiry course of study. The paper includes a section for students to describe a plan for collecting quantitative data, which includes four areas of data collection that represent the instrument, setting, participants, and procedure. Faculty use the Disciplined Inquiry Capstone Project Rubric to rate students on each of the four areas on a scale from 1 to 4 (1=Beginning, 2=Developing, 3=Accomplished, 4=Exemplary). Each student is given a score for each of the four areas.

Measure Type:	Target:	Actual:	Difference:
Rubric	N/A	N/A	N/A

Click the plus (+) icon next to Criteria to open the New Criteria window

2022-2023 (Current)

INFO GOALS **OUTCOMES** REVIEWS ATTACHMENTS HISTORY

### Program Outcomes

- SLO 3.1 - Students will develop a plan for collecti...

Outcome	Target:	Actual:	Difference:
Status:			
Planning Stage	N/A	N/A	N/A

### Measures +

- 3.1.1 - Disciplined Inquiry Capstone Project Rubri...

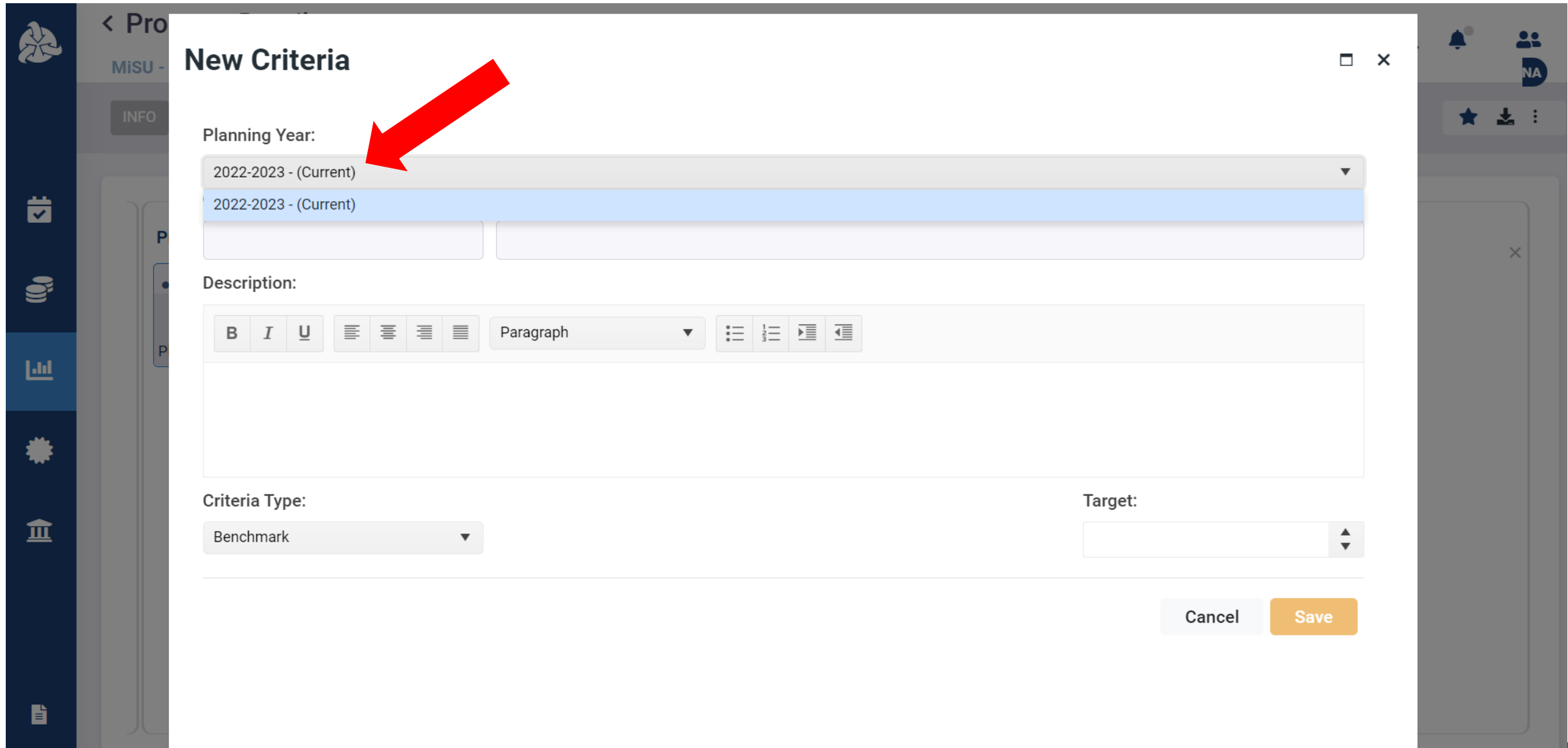
Students write a capstone paper for INQ 490 as a culminating project toward the conclusion of the BS Disciplined Inquiry course of study. The paper includes a section for students to describe a plan for collecting quantitative data, which includes four areas of data collection that represent the instrument, setting, participants, and procedure. Faculty use the Disciplined Inquiry Capstone Project Rubric to rate students on each of the four areas on a scale from 1-4 (1=Beginning, 2=Developing, 3=Accomplished, 4=Exemplary). Each student is given a score of 1-4 for each of the four areas.

Measure Type:	Target:	Actual:	Difference:
Rubric	N/A	N/A	N/A

### Criteria +

No data found

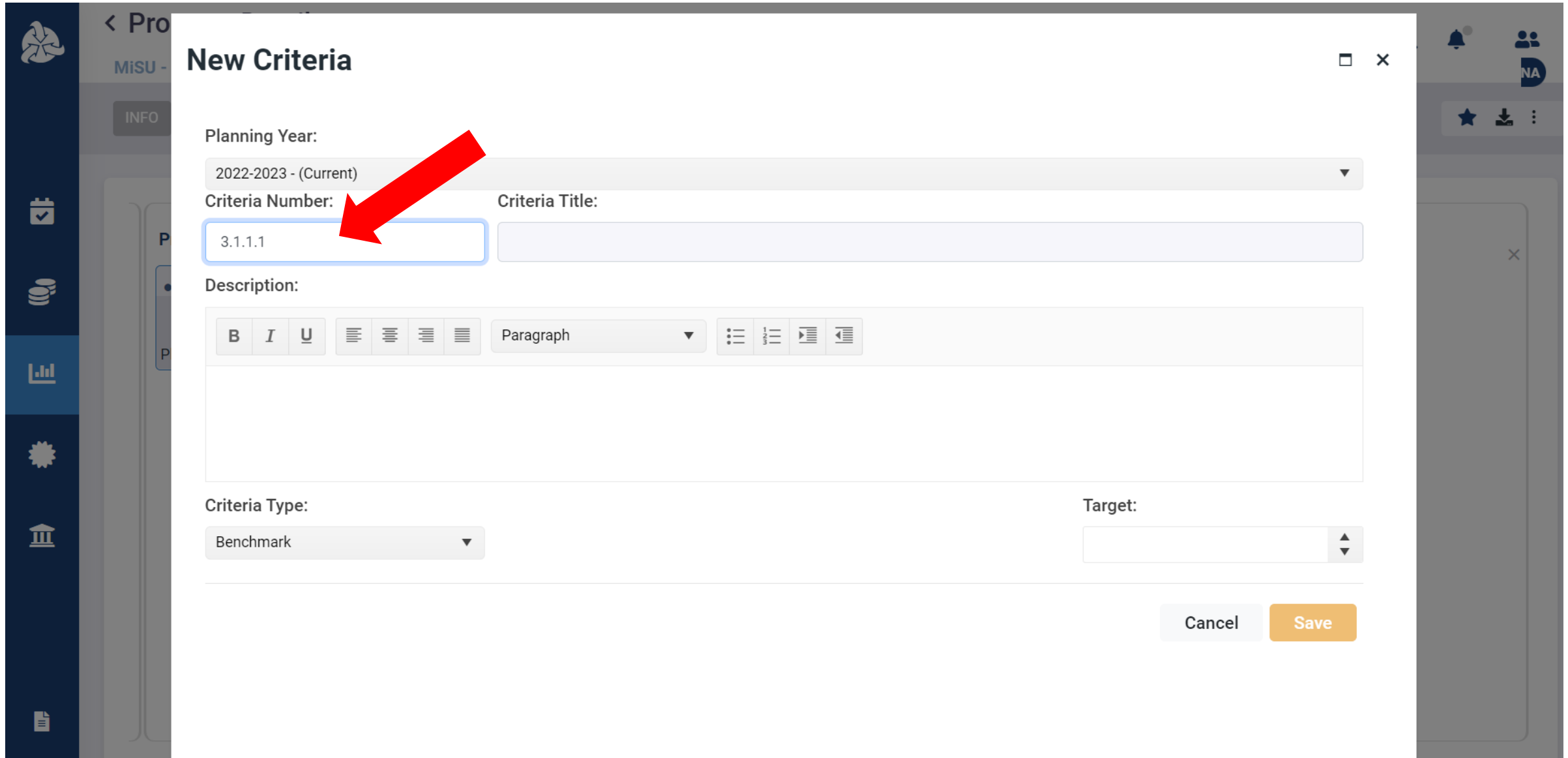
Select the Planning Year from the dropdown menu



The image shows a 'New Criteria' form with the following fields and controls:

- Planning Year:** A dropdown menu with '2022-2023 - (Current)' selected. A red arrow points to this dropdown.
- Description:** A text area with a rich text editor toolbar containing options for Bold (B), Italic (I), Underline (U), bulleted list, numbered list, indent, and outdent. The text area is currently empty.
- Criteria Type:** A dropdown menu with 'Benchmark' selected.
- Target:** A numeric input field with up and down arrow controls.
- Buttons:** 'Cancel' and 'Save' buttons are located at the bottom right of the form.

Enter the Criteria Number



The image shows a 'New Criteria' form within a software application. A red arrow points to the 'Criteria Number' input field, which contains the text '3.1.1.1'. The form includes several other fields: 'Planning Year' (set to '2022-2023 - (Current)'), 'Criteria Title' (empty), 'Description' (with a rich text editor toolbar), 'Criteria Type' (set to 'Benchmark'), and 'Target' (empty). At the bottom right, there are 'Cancel' and 'Save' buttons. The background shows a sidebar with various icons and a top navigation bar.

**New Criteria**

Planning Year:  
2022-2023 - (Current)

Criteria Number: 3.1.1.1

Criteria Title:

Description:

Criteria Type: Benchmark

Target:

Cancel Save

Enter the Criteria Title

**New Criteria**

Planning Year:  
2022-2023 - (Current)

Criteria Number: 3.1.1.1      Criteria Title: Instrument

Description:  
Paragraph

Criteria Type: Benchmark      Target:

Cancel Save

# Enter a Description

**New Criteria**

Planning Year:  
2022-2023 - (Current)

Criteria Number: 3.1.1.1      Criteria Title: Instrument

Description:  
Proficiency: 3 Accomplished

Criteria Type: Benchmark      Target:

Cancel Save

Select Benchmark from the Criteria Type dropdown menu

**New Criteria**

Planning Year:  
2022-2023 - (Current)

Criteria Number: 3.1.1.1      Criteria Title: Instrument

Description:  
Proficiency: 3 Accomplished

Criteria Type: **Benchmark** (selected)  
Questionnaire  
Analytic Rubric  
Analytic

Target:

Cancel Save

Enter the desired Target percentage

**New Criteria**

Planning Year:  
2022-2023 - (Current)

Criteria Number: 3.1.1.1      Criteria Title: Instrument

Description:  
Proficiency: 3 Accomplished

Criteria Type: Benchmark

Target: 80.00%

Cancel Save





Click Save

**New Criteria**

Planning Year:  
2022-2023 - (Current)

Criteria Number: 3.1.1.1      Criteria Title: Instrument

Description:  
Proficiency: 3 Accomplished

Criteria Type: Benchmark      Target: 80.00%

Cancel Save



# The new criteria appears in the Criteria Details window

**< Criteria Details**

MISU - EXAMPLE - BS Disciplined Inquiry > 3.1.1.1 - Instrument

2022-2023 (Current)

INFO FINDINGS ATTACHMENTS HISTORY

**3.1.1.1 - Instrument** 80.00% N/A N/A

Planning Years: 2022-2023

Criteria Type: Benchmark

Description: Proficiency: 3 Accomplished

	Sample Size	Met	Not Met	%Met
Totals:	N/A	N/A	N/A	N/A

Target: 80.00%



Thank You!

